


junie b.'s

Toothless Wonder Fun Pack



Junie B. is losing her first top tooth. Along the way she discovers what the Tooth Fairy's main job really is—recycling baby teeth!

Find everything you'll need to help the Tooth Fairy, in this b.witching fun pack.

Tooth Envelope

Ask a grown up for help cutting along the solid grey lines. Fold along the dotted grey lines and use tape or paste to create the envelope starting with sides marked "A." Fold the tooth into a tissue and place the wrapped tooth inside. Leave the envelope under your pillow and wait for the Tooth Fairy!



Read the story in
**Junie B. Jones:
Toothless Wonder**


Reproducible
Activity


JunieBJones.com RHC B

Illustrations © 2019 by Denise Brunkus, from the Junie B. Jones® series by Barbara Park

Thank You, Tooth Fairy!

Fill out this letter to leave with your tooth for the tooth fairy!
Ask a grown up for help cutting along the grey lines.

 (unc)

 Dear tooth fairy,



Here is my tooth. It is a dandy,
I think. It has been a good tooth
because _____

_____.

Please look in your piggy bank
and give what you can.

Thank you for your support.

Your friend,
_____,
Toothless Wonder



Read the story in
**Junie B. Jones:
Toothless Wonder**

Reproducible
Activity

JunieBJones.com 

Illustrations © 2019 by Denise Brunkus, from the Junie B. Jones® series by Barbara Park

Tooth Ready for Pick Up!

Ask a grown up for help cutting along the grey lines. Hang outside your door to let the tooth fairy know there's a tooth waiting!



Read the story in
**Junie B. Jones:
Toothless Wonder**

Reproducible
Activity

JunieBJones.com RHC B

Illustrations © 2019 by Denise Brunkus, from the Junie B. Jones® series by Barbara Park